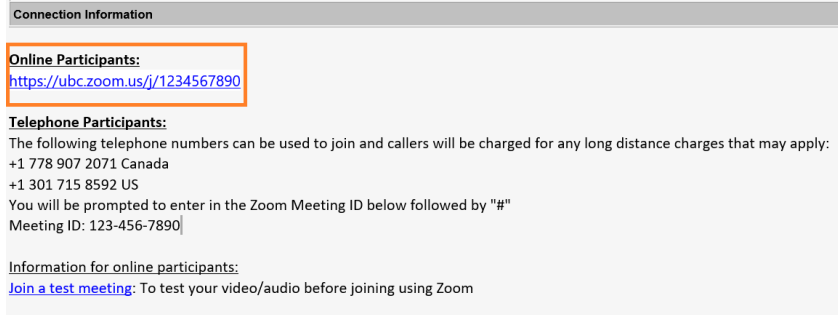


Joining a Zoom meeting from your Laptop/Desktop Computer

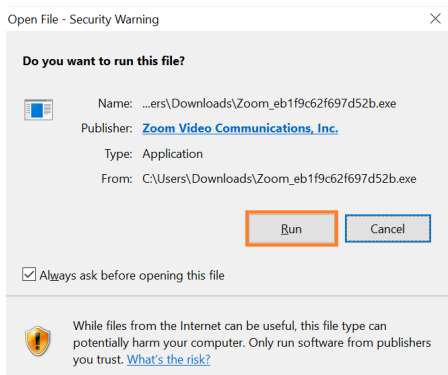
1. Check your email for your meeting link invite:



2. Click the link, and you will be prompted to download and run Zoom.

Note: Download required only on first use.

3. Once the Zoom application file finishes downloading, click on it, then click "Run":

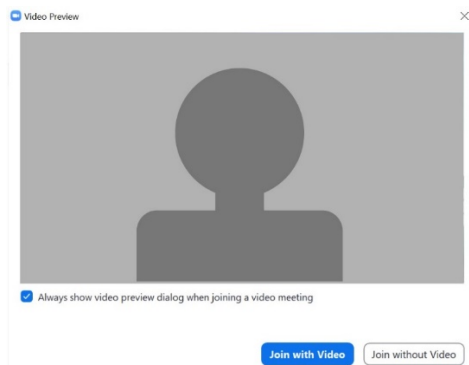


4. After the Zoom Client is installed you will be asked to enter your name:

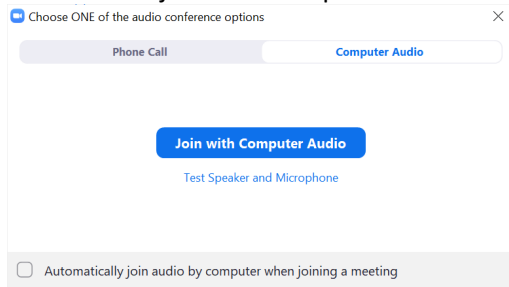
Please enter your name to join the meeting

Your Name

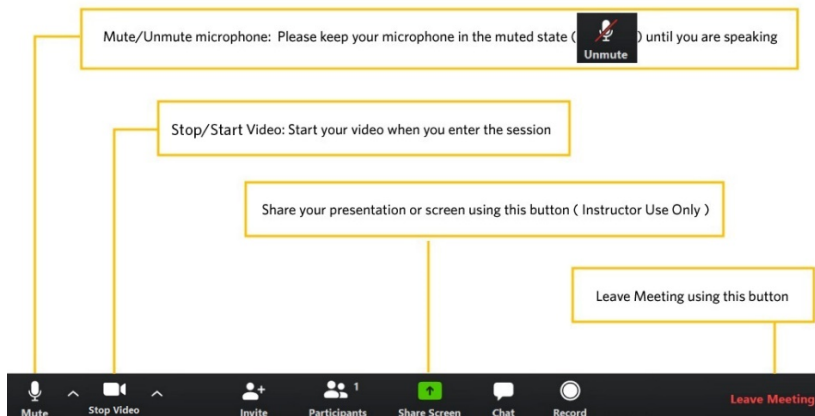
5. Then select join the meeting with Video or without Video:



6. Then click join with computer audio:



5. After all your selections have been made you will be entered into the meeting. The following controls appear at the bottom of the screen:



Joining the meeting via Telephone (audio only)

If you want to join a Zoom meeting via Telephone or if you are having issues joining with your laptop/desktop or mobile device Dial: 1-778 907-2071, followed by the Meeting ID and # (Long distance charges may apply).

Video Tutorials:

How to join a meeting - <https://youtu.be/hlkCmbvAHQQ>

Meeting Controls (mute/unmute etc) https://youtu.be/ygZ96J_z4AY

Sharing your screen <https://youtu.be/YA6SGQIVmca>

I cannot install the Zoom plugin/software due to insufficient

You can join the meeting via the web client. Click the "[join from your browser](#)" link

